

Classified
Cooper Lighting Solutions Photometric Lab
1121 Highway 74 South
Peachtree City, GA 30269



Scaled data based on original data using
LM-79-08 Approved Method: Electrical and Photometric Measurements of Solid-State
Lighting Products

Test Report Prepared for
Cooper Lighting Solutions
(formerly Eaton)

Brand: McGRAW-EDISON

Report Number: P627234 (CONVERTED FROM TYPE C PHOTOMETRY)

Luminaire Tested: **GFLD-SA3D-750-U-MR-VSR-XX**

Issue Date: 12/7/2022

Test Information

Test Method: LM-79-08
Report Number: P627234 (CONVERTED FROM TYPE C PHOTOMETRY)
TEST IS SCALED FROM IESNA LM-79-08 TEST DATA (G2-2210-813-14)
Test Lab: COOPER LIGHTING SOLUTIONS
Issue Date: 12/7/2022
Manufacturer: COOPER LIGHTING SOLUTIONS (FORMERLY EATON)
Product Line: MCGRAW-EDISON
Catalog Number: GFLD-SA3D-750-U-MR-VSR-XX
Description: GALLEON FLOOD, THREE LIGHT SQAURE, MEDIUM SYMMETRICAL ROUND N4 WITH VISOR
Light Source: (48) 5000K CCT, 70 CRI LEDS
Ballast/Driver: -

Summary

Lumens per Lamp: N/A
Luminaire Lumens: 20804.5 lumens
Efficiency: N/A
Efficacy: 129.9 lumens/watt
Luminous Opening: Rectangular (W 1.5' x L: 0.5' x H: 0')

NEMA Type: 4H x 4V
Max Intensity: 73352.8 candela
Max Intensity Angle: 0°H x -2.5°V

Beam Angle (50%): 28.2°H x 28.7°V
Beam Lumens: 10402.4 lumens
Beam Efficiency: 50.0%

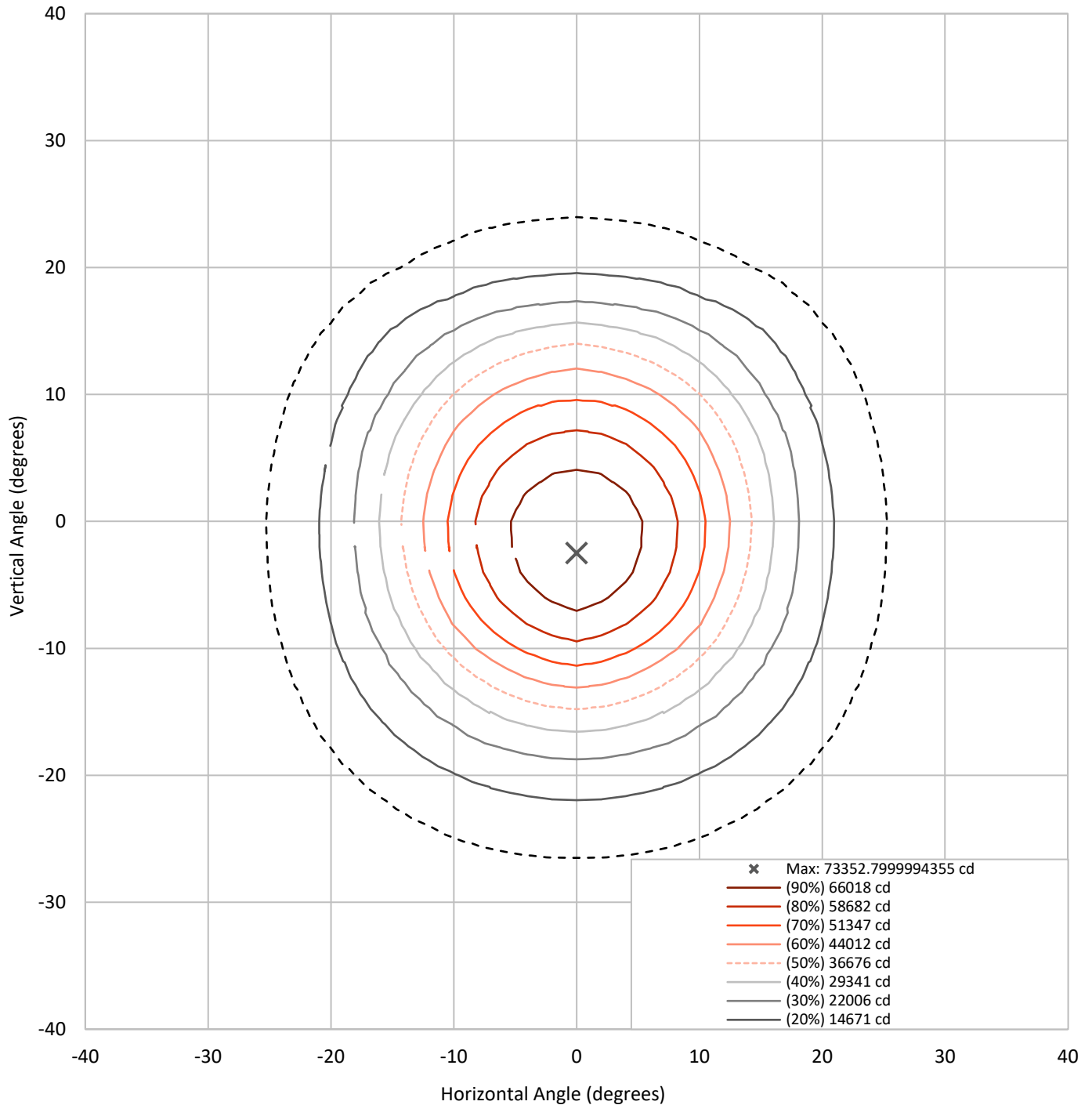
Field Angle (10%): 50.2°H x 50.4°V
Field Lumens: 17874.9 lumens
Field Efficiency: 85.9%

Input Watts (W): 160.2
Input Voltage (V): 120
Input Current (Ain): NR
Voltage Rise (V): NR
Power Factor: NR
Total Harmonic Distortion (THDi): NR
Frequency (hertz): 60
Stabilization Time: NR
Operation Time: NR
Ambient Temperature (°C): NR
Test Distance: 25 FT



REPORT NUMBER: P627234 (CONVERTED FROM TYPE C PHOTOMETRY)
CATALOG NUMBER: GFLD-SA3D-750-U-MR-VSR-XX

Iso-Candela Plot





REPORT NUMBER: P627234 (CONVERTED FROM TYPE C PHOTOMETRY)

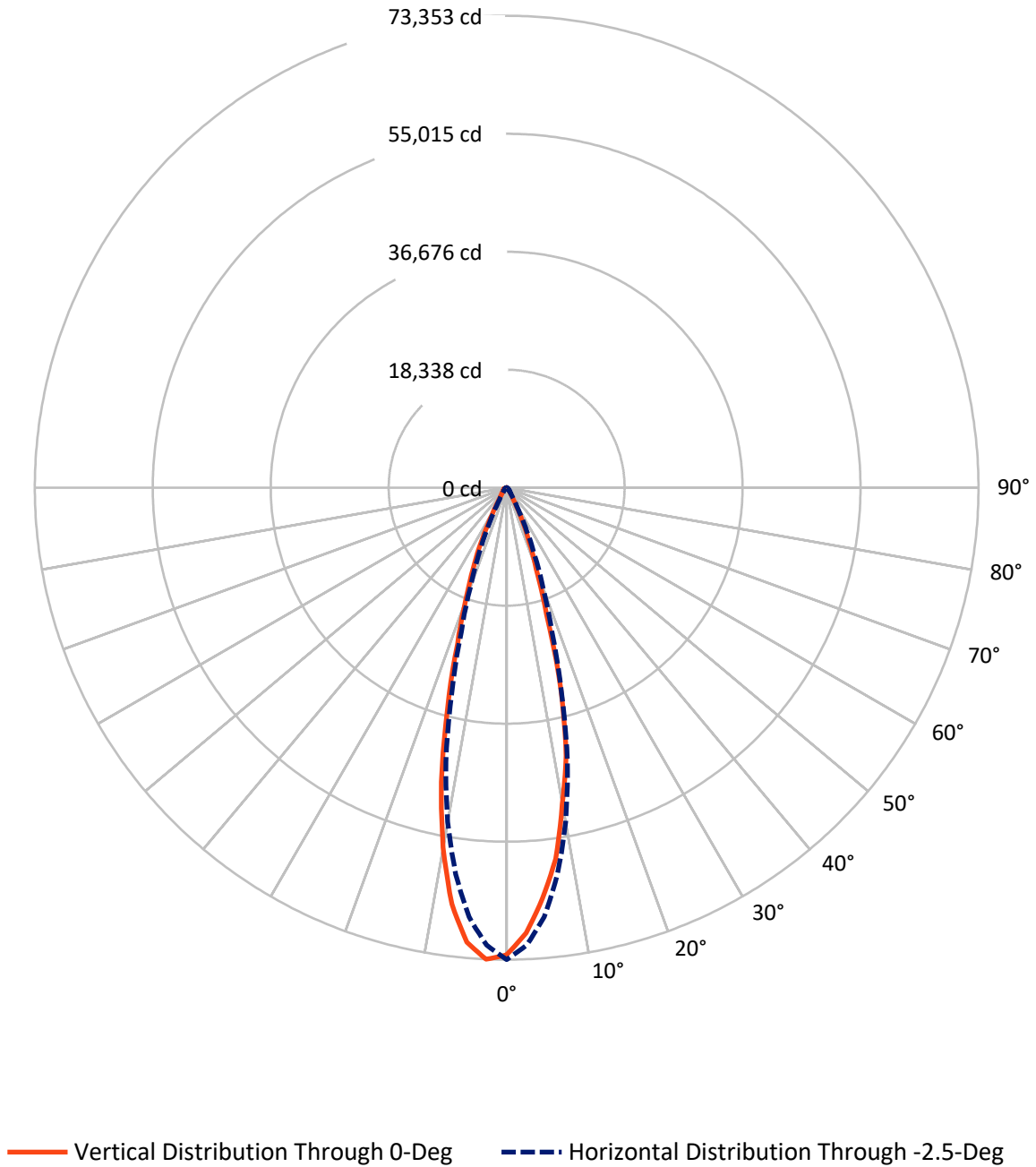
CATALOG NUMBER: GFLD-SA3D-750-U-MR-VSR-XX

Lumen Table

90																			
80	0.0	0.0		0.0		0.0		0.0		0.0		0.0		0.0					
70	0.0	0.0	0.0	0.0	0.0	0.1	0.1	0.1	0.1	0.1	0.1	0.0	0.0	0.0	0.0				
60		0.0	0.1	0.6	1.4	2.4	3.3	3.9	3.9	3.3	2.4	1.4	0.6	0.1	0.0				
50	0.1	0.1	0.7	2.3	4.4	6.7	9.5	11.1	11.1	9.5	6.7	4.4	2.3	0.7	0.1				
40		0.3	1.8	4.5	8.2	13.4	22.4	29.9	29.9	22.4	13.4	8.2	4.5	1.8	0.3				
30	0.2	0.7	2.8	6.8	12.9	31.4	98.7	181.1	181.1	98.7	31.4	12.9	6.8	2.8	0.7				
20		1.0	3.9	9.2	22.1	108.4	440.6	862.7	862.7	440.6	108.4	22.1	9.2	3.9	1.0				
10	0.3	1.3	4.7	11.0	31.8	206.5	889.6	1743.7	1743.7	889.6	206.5	31.8	11.0	4.7	1.3				
0		1.5	5.1	11.6	33.9	216.4	912.8	1849.0	1849.0	912.8	216.4	33.9	11.6	5.1	1.5				
-10	0.4	1.6	5.2	11.3	27.9	132.9	504.8	978.5	978.5	504.8	132.9	27.9	11.3	5.2	1.6				
-20		1.6	5.0	10.4	20.4	51.6	156.3	278.9	278.9	156.3	51.6	20.4	10.4	5.0	1.6				
-30	0.4	1.4	4.4	9.0	15.5	25.5	41.6	55.6	55.6	41.6	25.5	15.5	9.0	4.4	1.4				
-40		1.1	3.7	7.4	12.3	17.5	23.1	25.9	25.9	23.1	17.5	12.3	7.4	3.7	1.1				
-50	0.2	0.9	2.8	5.8	9.6	13.3	16.7	18.1	18.1	16.7	13.3	9.6	5.8	2.8	0.9				
-60		0.5	1.7	3.8	6.4	9.1	11.4	12.6	12.6	11.4	9.1	6.4	3.8	1.7	0.5				
-70	0.1	1.4		6.2		13.3		16.8		13.3		6.2		1.4					
-80		1.4		6.2		13.3		16.8		13.3		6.2		1.4					
-90																			
	-90	-80	-70	-60	-50	-40	-30	-20	-10	0	10	20	30	40	50	60	70	80	90

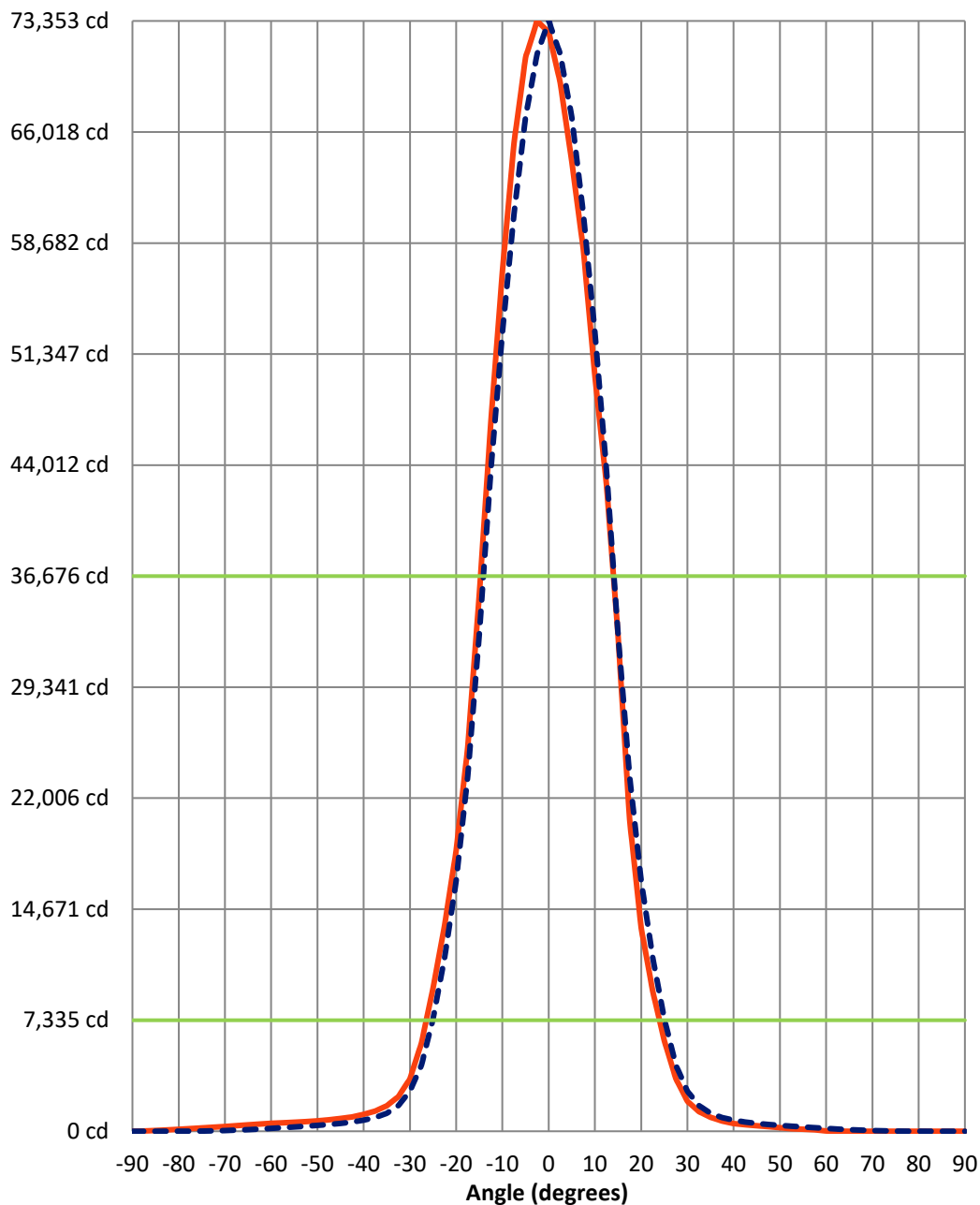
REPORT NUMBER: P627234 (CONVERTED FROM TYPE C PHOTOMETRY)
CATALOG NUMBER: GFLD-SA3D-750-U-MR-VSR-XX

Luminous Intensity Polar Plot



REPORT NUMBER: P627234 (CONVERTED FROM TYPE C PHOTOMETRY)
 CATALOG NUMBER: GFLD-SA3D-750-U-MR-VSR-XX

Luminous Intensity Plot



Beam:
 H Angle: 28.2°
 V Angle: 28.7°
 Lumens: 10402.4
 Efficiency: 50.0%

Field:
 H Angle: 50.2°
 V Angle: 50.4°
 Lumens: 17874.9
 Efficiency: 85.9%

Spill:
 Lumens: 2929.6
 Efficiency: 14.1%

— Vertical Distribution through 0-Deg
 - - Horizontal Distribution through -2.5-Deg

Classified

Cooper Lighting Solutions Photometric Lab
1121 Highway 74 South
Peachtree City, GA 30269

Scaled Data Report



REPORT NUMBER: P627234 (CONVERTED FROM TYPE C PHOTOMETRY)

CATALOG NUMBER: GFLD-SA3D-750-U-MR-VSR-XX

FIELD
BEAM

CANDELA DISTRIBUTION:

	-90°	-87.5°	-85°	-82.5°	-80°	-77.5°	-75°	-72.5°	-70°	-67.5°	-65°
90°	0	0	0	0	0	0	0	0	0	0	0
87.5°	0	0	0	0	0	0	0	0	0	0	0
85°	0	0	0	0	0	0	0	0	0	0	0
82.5°	0	0	0	0	0	0	0	0	0	0	0
80°	0	0	0	0	0	0	0	0	0	0	0
77.5°	0	0	0	0	0	0	0	0	0	0	0
75°	0	0	0	0	0	0	0	0	0	0	0
72.5°	0	0	0	0	0	0	0	0	0	0	0
70°	0	0	0	0	0	0	0	0	0	0	0
67.5°	0	0	0	0	0	0	0	0	0	0	0
65°	0	0	0	0	0	0	0	0	0	0	0
62.5°	0	0	0	0	0	0	0	0	0	0	1
60°	0	0	0	0	0	0	0	0	0	1	1
57.5°	0	0	0	0	0	0	0	0	1	2	2
55°	0	0	0	0	0	0	1	0	2	3	2
52.5°	0	0	0	0	0	0	1	1	3	3	2
50°	0	0	0	0	0	0	1	2	4	3	3
47.5°	0	0	0	0	0	1	2	3	5	4	4
45°	0	0	0	0	0	1	3	4	5	4	5
42.5°	0	0	0	0	0	2	3	5	5	4	7
40°	0	0	0	0	0	3	4	5	5	5	11
37.5°	0	0	0	0	1	3	4	5	6	7	15
35°	0	0	0	0	1	4	4	5	7	11	20
32.5°	0	0	0	0	2	4	5	5	8	15	25
30°	0	0	0	0	2	4	5	5	10	19	31
27.5°	0	0	0	0	3	4	5	6	13	23	37
25°	0	0	0	0	3	5	5	8	16	28	43
22.5°	0	0	0	0	3	5	5	10	20	33	52
20°	0	0	0	0	3	5	5	12	22	38	59
17.5°	0	0	0	0	4	5	5	13	25	43	67
15°	0	0	0	0	4	5	5	16	28	48	73
12.5°	0	0	0	0	4	5	6	18	30	53	79
10°	0	0	0	0	4	5	7	20	33	58	84
7.5°	0	0	0	0	4	5	7	22	36	63	89
5°	0	0	0	0	5	5	8	24	38	67	94
2.5°	0	0	0	0	5	5	9	26	40	71	98
0°	0	0	0	0	5	5	9	28	42	74	102
-2.5°	0	0	0	0	5	5	11	28	46	77	105
-5°	0	0	0	1	5	6	13	29	49	79	107
-7.5°	0	0	0	1	4	6	14	29	52	80	109
-10°	0	0	0	1	4	6	16	29	55	82	110
-12.5°	0	0	0	1	4	7	17	29	56	83	112
-15°	0	0	0	2	4	7	18	30	57	84	115
-17.5°	0	0	0	2	4	7	18	31	56	85	116
-20°	0	0	0	2	4	7	19	32	55	84	115

Classified

Cooper Lighting Solutions Photometric Lab
1121 Highway 74 South
Peachtree City, GA 30269

Scaled Data Report



REPORT NUMBER: P627234 (CONVERTED FROM TYPE C PHOTOMETRY)

CATALOG NUMBER: GFLD-SA3D-750-U-MR-VSR-XX

CANDELA DISTRIBUTION (continued):

	-90°	-87.5°	-85°	-82.5°	-80°	-77.5°	-75°	-72.5°	-70°	-67.5°	-65°
-22.5°	0	0	0	2	4	7	19	33	54	83	114
-25°	0	0	0	2	4	8	19	34	53	82	111
-27.5°	0	0	0	2	4	8	19	34	51	79	108
-30°	0	0	0	2	5	9	19	35	50	77	105
-32.5°	0	0	0	2	5	9	19	34	50	74	101
-35°	0	0	0	2	6	9	19	34	50	71	96
-37.5°	0	0	0	2	6	9	19	33	49	68	93
-40°	0	0	0	1	6	10	19	32	47	66	91
-42.5°	0	0	0	1	6	10	18	30	45	64	87
-45°	0	0	0	1	6	10	17	29	44	61	83
-47.5°	0	0	0	1	5	10	16	28	42	57	79
-50°	0	0	0	1	5	10	16	26	39	54	73
-52.5°	0	0	0	1	5	9	15	24	37	51	67
-55°	0	0	0	1	4	9	14	22	34	47	62
-57.5°	0	0	0	1	4	8	13	20	30	43	57
-60°	0	0	0	1	3	8	12	19	27	38	51
-62.5°	0	0	0	1	3	7	11	17	25	34	46
-65°	0	0	0	1	3	6	10	15	22	30	40
-67.5°	0	0	0	1	3	6	9	14	19	27	35
-70°	0	0	0	1	3	5	9	12	17	23	30
-72.5°	0	0	0	1	3	5	8	10	14	19	25
-75°	0	0	0	1	2	4	7	9	12	15	20
-77.5°	0	0	0	1	2	4	6	7	9	12	15
-80°	0	0	0	1	2	3	5	6	7	9	11
-82.5°	0	0	0	0	1	2	4	4	5	6	7
-85°	0	0	0	0	1	1	2	3	3	4	4
-87.5°	0	0	0	0	0	1	1	1	2	2	2
-90°	0	0	0	0	0	0	0	0	0	0	0



REPORT NUMBER: P627234 (CONVERTED FROM TYPE C PHOTOMETRY)

CATALOG NUMBER: GFLD-SA3D-750-U-MR-VSR-XX

CANDELA DISTRIBUTION (continued):

	-62.5°	-60°	-57.5°	-55°	-52.5°	-50°	-47.5°	-45°	-42.5°	-40°	-37.5°
90°	0	0	0	0	0	0	0	0	0	0	0
87.5°	0	0	0	0	0	0	0	0	0	0	0
85°	0	0	0	0	0	0	0	0	0	0	0
82.5°	0	0	0	0	0	0	0	0	0	0	0
80°	0	0	0	0	0	0	0	0	0	0	0
77.5°	0	0	0	0	0	0	0	0	0	0	0
75°	0	0	0	0	0	0	0	0	0	0	0
72.5°	0	0	0	0	0	0	0	0	0	0	0
70°	0	0	0	0	0	0	0	0	0	0	0
67.5°	0	0	0	0	0	0	0	0	0	0	0
65°	0	0	0	0	0	0	0	0	0	0	0
62.5°	0	0	0	0	0	0	1	1	0	1	2
60°	0	0	1	1	1	2	3	4	4	4	9
57.5°	1	1	2	3	3	5	7	9	15	21	25
55°	1	3	4	4	7	11	15	23	31	40	49
52.5°	3	5	4	7	13	20	29	40	53	62	70
50°	4	5	6	15	23	34	48	63	74	82	95
47.5°	6	7	14	24	35	51	70	83	93	110	129
45°	9	13	23	35	51	73	89	101	119	139	158
42.5°	12	21	33	46	71	92	108	125	144	166	188
40°	18	28	44	65	90	110	130	150	170	196	218
37.5°	24	38	57	83	108	131	153	176	200	227	254
35°	29	49	72	99	125	152	177	203	233	263	293
32.5°	37	60	85	114	143	172	200	234	265	298	334
30°	47	71	98	129	159	191	226	263	295	331	371
27.5°	58	82	111	143	175	209	252	289	323	362	405
25°	67	93	124	156	190	230	276	313	350	393	444
22.5°	77	104	138	168	206	251	298	340	382	425	484
20°	86	116	151	184	221	272	321	368	416	470	537
17.5°	95	128	164	201	241	292	343	396	450	516	599
15°	103	138	177	216	260	312	366	424	486	564	658
12.5°	111	147	189	231	277	330	386	446	518	611	729
10°	118	156	201	244	292	346	403	466	544	644	782
7.5°	124	164	211	256	304	360	418	483	565	671	824
5°	130	172	219	265	314	371	430	497	582	692	858
2.5°	135	179	226	272	322	378	438	507	593	713	884
0°	139	185	231	277	328	383	443	513	600	730	901
-2.5°	143	191	236	283	334	388	449	518	608	735	905
-5°	146	196	240	287	339	391	451	520	612	735	907
-7.5°	149	199	243	290	342	394	453	523	614	734	906
-10°	150	201	246	293	345	397	454	522	611	726	891
-12.5°	153	202	247	294	346	397	452	518	603	712	863
-15°	155	202	247	294	345	397	448	509	589	694	825
-17.5°	156	201	246	291	343	394	443	502	576	675	799
-20°	156	200	244	287	338	390	439	495	564	652	764

Classified

Cooper Lighting Solutions Photometric Lab
1121 Highway 74 South
Peachtree City, GA 30269

Scaled Data Report



REPORT NUMBER: P627234 (CONVERTED FROM TYPE C PHOTOMETRY)

CATALOG NUMBER: GFLD-SA3D-750-U-MR-VSR-XX

CANDELA DISTRIBUTION (continued):

	-62.5°	-60°	-57.5°	-55°	-52.5°	-50°	-47.5°	-45°	-42.5°	-40°	-37.5°
-22.5°	154	199	240	283	332	383	432	485	550	623	723
-25°	152	196	237	279	325	373	423	472	534	604	689
-27.5°	148	193	233	274	317	363	412	461	516	580	654
-30°	143	187	227	268	310	354	398	447	497	556	624
-32.5°	136	180	220	260	302	344	384	430	479	530	591
-35°	130	172	212	250	292	332	371	412	459	507	559
-37.5°	126	164	203	240	280	320	356	394	437	484	530
-40°	121	155	194	229	265	305	341	376	414	459	504
-42.5°	116	148	184	219	253	289	326	359	395	437	479
-45°	111	141	174	208	242	274	308	343	378	415	455
-47.5°	105	134	165	195	229	261	291	325	361	395	430
-50°	98	126	154	183	214	247	278	306	339	374	408
-52.5°	90	117	143	169	198	229	261	290	318	348	381
-55°	81	106	131	155	181	210	240	270	300	326	355
-57.5°	73	94	118	142	165	189	219	247	275	303	331
-60°	66	83	104	127	150	173	197	224	251	277	302
-62.5°	58	73	91	110	132	155	177	201	225	247	270
-65°	51	64	78	95	114	134	155	177	199	217	235
-67.5°	44	55	67	80	97	113	130	149	169	186	202
-70°	38	45	55	67	80	93	108	124	139	154	169
-72.5°	32	38	46	53	64	77	89	101	113	127	140
-75°	26	31	37	44	52	61	71	82	93	103	113
-77.5°	20	25	29	34	40	47	55	64	73	81	90
-80°	14	18	22	27	31	35	41	46	52	59	66
-82.5°	10	13	16	19	21	24	27	30	35	40	44
-85°	5	7	9	11	12	14	15	17	20	22	25
-87.5°	3	3	4	5	6	6	6	7	8	9	10
-90°	0	0	0	0	0	0	0	0	0	0	0



REPORT NUMBER: P627234 (CONVERTED FROM TYPE C PHOTOMETRY)
 CATALOG NUMBER: GFLD-SA3D-750-U-MR-VSR-XX

CANDELA DISTRIBUTION (continued):

	-35°	-32.5°	-30°	-27.5°	-25°	-22.5°	-20°	-17.5°	-15°	-12.5°	-10°
90°	0	0	0	0	0	0	0	0	0	0	0
87.5°	0	0	0	0	0	0	0	0	0	0	0
85°	0	0	0	0	0	0	0	0	0	0	0
82.5°	0	0	0	0	0	0	0	0	0	0	0
80°	0	0	0	0	0	0	0	0	0	0	0
77.5°	0	0	0	0	0	0	0	0	0	0	0
75°	0	0	0	0	0	0	0	0	0	0	0
72.5°	0	0	0	0	0	0	0	0	0	0	0
70°	0	0	0	0	0	0	0	0	0	0	0
67.5°	0	0	0	0	0	0	0	0	0	0	0
65°	0	0	0	0	0	1	1	1	0	0	0
62.5°	1	2	4	5	5	6	6	6	6	6	6
60°	12	11	17	21	20	16	23	26	25	21	21
57.5°	32	40	47	49	55	64	67	66	67	70	79
55°	57	63	68	77	86	95	102	107	112	118	125
52.5°	77	88	95	105	117	125	128	141	152	161	166
50°	110	121	133	146	158	169	178	191	206	222	232
47.5°	144	158	174	193	206	217	229	246	267	286	298
45°	176	193	212	230	245	260	278	300	321	340	354
42.5°	205	224	244	265	278	301	326	349	375	399	417
40°	238	256	286	308	326	350	387	419	450	480	498
37.5°	278	309	341	367	391	422	473	522	562	601	629
35°	325	362	403	431	467	524	587	656	725	780	829
32.5°	370	411	452	498	553	634	713	823	925	1030	1128
30°	411	457	507	565	656	768	897	1065	1248	1430	1638
27.5°	454	504	564	656	794	946	1184	1449	1827	2132	2622
25°	501	557	638	786	976	1244	1659	2132	2915	3583	4336
22.5°	557	644	759	944	1260	1743	2390	3421	4622	5737	6801
20°	626	744	941	1235	1690	2432	3658	5222	6892	8524	10102
17.5°	718	906	1187	1605	2249	3810	5635	7869	10728	12876	14913
15°	802	1039	1464	2141	3353	5362	7912	11333	15183	18420	22082
12.5°	901	1188	1700	2578	4311	6966	10217	14297	18853	23767	29503
10°	988	1340	1999	3207	5310	8400	12043	16832	22684	29637	36886
7.5°	1054	1467	2248	3679	6151	9576	13921	19746	27158	35284	43551
5°	1106	1565	2444	4049	6866	10530	15292	22051	30500	39827	48048
2.5°	1146	1634	2574	4277	7350	11182	16230	23277	32545	42793	51425
0°	1178	1677	2646	4438	7574	11491	16664	23772	33503	44246	53123
-2.5°	1189	1699	2650	4382	7438	11472	16563	23468	32842	43669	52763
-5°	1193	1687	2583	4266	7196	11061	15899	22316	30823	40979	50194
-7.5°	1184	1642	2448	3980	6651	10335	14973	20605	27579	36533	46057
-10°	1152	1563	2264	3592	5902	9201	13531	18290	23861	31171	38889
-12.5°	1094	1446	2011	3012	5020	7918	11753	15959	20301	25105	31453
-15°	1025	1325	1804	2660	4204	6570	9676	13228	16832	20510	24383
-17.5°	973	1220	1592	2189	3227	5141	7624	10479	13403	16324	18932
-20°	906	1095	1386	1850	2604	3736	5604	7825	10010	12392	14391

Classified

Cooper Lighting Solutions Photometric Lab
1121 Highway 74 South
Peachtree City, GA 30269

Scaled Data Report



REPORT NUMBER: P627234 (CONVERTED FROM TYPE C PHOTOMETRY)

CATALOG NUMBER: GFLD-SA3D-750-U-MR-VSR-XX

CANDELA DISTRIBUTION (continued):

	-35°	-32.5°	-30°	-27.5°	-25°	-22.5°	-20°	-17.5°	-15°	-12.5°	-10°
-22.5°	847	1007	1225	1517	2024	2821	3886	5450	7110	8840	10481
-25°	791	912	1085	1320	1623	2097	2800	3617	4782	5846	7065
-27.5°	743	845	962	1136	1365	1625	2057	2534	3145	3652	4466
-30°	698	779	876	988	1156	1354	1585	1875	2173	2473	2863
-32.5°	655	723	799	890	994	1142	1286	1471	1635	1815	2001
-35°	613	674	737	808	888	986	1094	1217	1325	1434	1531
-37.5°	578	628	683	739	803	871	956	1043	1116	1187	1247
-40°	547	589	635	682	733	788	854	918	967	1013	1051
-42.5°	519	557	592	632	675	725	776	825	859	891	916
-45°	493	525	558	590	625	669	713	751	778	802	820
-47.5°	465	494	523	553	587	622	657	686	709	730	744
-50°	437	466	493	517	548	579	609	633	654	672	681
-52.5°	411	438	465	490	515	539	563	586	607	626	632
-55°	384	411	435	459	483	506	528	548	566	584	590
-57.5°	359	386	411	431	451	472	492	512	530	546	552
-60°	329	357	379	398	418	437	455	473	491	506	513
-62.5°	294	320	340	358	376	393	409	426	442	455	462
-65°	253	275	295	313	329	344	360	374	388	398	404
-67.5°	218	234	250	267	283	298	312	324	337	345	351
-70°	184	198	213	227	242	255	267	279	290	297	303
-72.5°	152	165	178	192	205	216	226	236	246	252	258
-75°	124	135	146	157	168	178	186	194	202	208	212
-77.5°	99	107	115	123	132	139	146	153	159	163	167
-80°	73	80	86	92	98	103	108	114	119	123	127
-82.5°	49	54	59	64	69	72	75	77	80	83	86
-85°	28	32	35	38	41	43	45	47	49	50	52
-87.5°	11	13	14	15	17	17	17	18	18	19	20
-90°	0	0	0	0	0	0	0	0	0	0	0



REPORT NUMBER: P627234 (CONVERTED FROM TYPE C PHOTOMETRY)
 CATALOG NUMBER: GFLD-SA3D-750-U-MR-VSR-XX

CANDELA DISTRIBUTION (continued):

	-7.5°	-5°	-2.5°	0°	2.5°	5°	7.5°	10°	12.5°	15°	17.5°
90°	0	0	0	0	0	0	0	0	0	0	0
87.5°	0	0	0	0	0	0	0	0	0	0	0
85°	0	0	0	0	0	0	0	0	0	0	0
82.5°	0	0	0	0	0	0	0	0	0	0	0
80°	0	0	0	0	0	0	0	0	0	0	0
77.5°	0	0	0	0	0	0	0	0	0	0	0
75°	0	0	0	0	0	0	0	0	0	0	0
72.5°	0	0	0	0	0	0	0	0	0	0	0
70°	0	0	0	0	0	0	0	0	0	0	0
67.5°	0	0	0	0	0	0	0	0	0	0	0
65°	0	0	0	0	0	0	0	0	0	0	1
62.5°	6	5	5	5	5	5	6	6	6	6	6
60°	20	18	18	19	18	18	20	21	21	25	26
57.5°	86	92	96	97	96	92	86	79	70	67	66
55°	131	136	136	134	136	136	131	125	118	112	107
52.5°	169	170	169	166	169	170	169	166	161	152	141
50°	235	234	234	236	234	234	235	232	222	206	191
47.5°	302	305	306	305	306	305	302	298	286	267	246
45°	361	365	367	365	367	365	361	354	340	321	300
42.5°	424	427	428	430	428	427	424	417	399	375	349
40°	507	510	510	508	510	510	507	498	480	450	419
37.5°	648	658	662	674	662	658	648	629	601	562	522
35°	868	891	904	924	904	891	868	829	780	725	656
32.5°	1198	1247	1272	1298	1272	1247	1198	1128	1030	925	823
30°	1781	1877	1915	1986	1915	1877	1781	1638	1430	1248	1065
27.5°	2982	3208	3297	3482	3297	3208	2982	2622	2132	1827	1449
25°	5023	5509	5778	5990	5778	5509	5023	4336	3583	2915	2132
22.5°	7874	8588	8969	9251	8969	8588	7874	6801	5737	4622	3421
20°	11533	12475	13037	13445	13037	12475	11533	10102	8524	6892	5222
17.5°	17528	19008	19874	20618	19874	19008	17528	14913	12876	10728	7869
15°	26168	29142	31454	32741	31454	29142	26168	22082	18420	15183	11333
12.5°	34573	38929	41518	42708	41518	38929	34573	29503	23767	18853	14297
10°	42885	46993	49455	49890	49455	46993	42885	36886	29637	22684	16832
7.5°	49248	53766	57038	58227	57038	53766	49248	43551	35284	27158	19746
5°	54868	60158	63621	64060	63621	60158	54868	48048	39827	30500	22051
2.5°	59003	64753	68111	69265	68111	64753	59003	51425	42793	32545	23277
0°	61003	67196	70933	72614	70933	67196	61003	53123	44246	33503	23772
-2.5°	60582	66988	71158	73353	71158	66988	60582	52763	43669	32842	23468
-5°	58278	64703	68592	70923	68592	64703	58278	50194	40979	30823	22316
-7.5°	52966	58974	63114	65266	63114	58974	52966	46057	36533	27579	20605
-10°	46122	51207	54980	56814	54980	51207	46122	38889	31171	23861	18290
-12.5°	37227	42160	45564	46860	45564	42160	37227	31453	25105	20301	15959
-15°	28523	32287	34705	35471	34705	32287	28523	24383	20510	16832	13228
-17.5°	21630	23657	25017	25384	25017	23657	21630	18932	16324	13403	10479
-20°	16205	17461	18344	18553	18344	17461	16205	14391	12392	10010	7825

Classified

Cooper Lighting Solutions Photometric Lab
1121 Highway 74 South
Peachtree City, GA 30269

Scaled Data Report



REPORT NUMBER: P627234 (CONVERTED FROM TYPE C PHOTOMETRY)

CATALOG NUMBER: GFLD-SA3D-750-U-MR-VSR-XX

CANDELA DISTRIBUTION (continued):

	-7.5°	-5°	-2.5°	0°	2.5°	5°	7.5°	10°	12.5°	15°	17.5°
-22.5°	11807	12752	13464	13606	13464	12752	11807	10481	8840	7110	5450
-25°	8145	8934	9418	9454	9418	8934	8145	7065	5846	4782	3617
-27.5°	5106	5540	5764	5843	5764	5540	5106	4466	3652	3145	2534
-30°	3155	3355	3460	3464	3460	3355	3155	2863	2473	2173	1875
-32.5°	2142	2239	2291	2291	2291	2239	2142	2001	1815	1635	1471
-35°	1605	1655	1683	1686	1683	1655	1605	1531	1434	1325	1217
-37.5°	1290	1318	1332	1335	1332	1318	1290	1247	1187	1116	1043
-40°	1079	1098	1110	1118	1110	1098	1079	1051	1013	967	918
-42.5°	933	946	951	947	951	946	933	916	891	859	825
-45°	831	839	843	845	843	839	831	820	802	778	751
-47.5°	750	754	756	758	756	754	750	744	730	709	686
-50°	686	689	690	688	690	689	686	681	672	654	633
-52.5°	635	636	637	637	637	636	635	632	626	607	586
-55°	593	594	595	596	595	594	593	590	584	566	548
-57.5°	557	561	561	559	561	561	557	552	546	530	512
-60°	519	524	526	527	526	524	519	513	506	491	473
-62.5°	468	473	475	476	475	473	468	462	455	442	426
-65°	409	413	419	425	419	413	409	404	398	388	374
-67.5°	355	358	364	369	364	358	355	351	345	337	324
-70°	308	312	314	314	314	312	308	303	297	290	279
-72.5°	262	266	268	268	268	266	262	258	252	246	236
-75°	217	220	221	222	221	220	217	212	208	202	194
-77.5°	171	175	175	176	175	175	171	167	163	159	153
-80°	130	133	131	129	131	133	130	127	123	119	114
-82.5°	89	92	90	88	90	92	89	86	83	80	77
-85°	54	55	53	51	53	55	54	52	50	49	47
-87.5°	22	23	21	19	21	23	22	20	19	18	18
-90°	0	0	0	0	0	0	0	0	0	0	0



REPORT NUMBER: P627234 (CONVERTED FROM TYPE C PHOTOMETRY)
 CATALOG NUMBER: GFLD-SA3D-750-U-MR-VSR-XX

CANDELA DISTRIBUTION (continued):

	20°	22.5°	25°	27.5°	30°	32.5°	35°	37.5°	40°	42.5°	45°
90°	0	0	0	0	0	0	0	0	0	0	0
87.5°	0	0	0	0	0	0	0	0	0	0	0
85°	0	0	0	0	0	0	0	0	0	0	0
82.5°	0	0	0	0	0	0	0	0	0	0	0
80°	0	0	0	0	0	0	0	0	0	0	0
77.5°	0	0	0	0	0	0	0	0	0	0	0
75°	0	0	0	0	0	0	0	0	0	0	0
72.5°	0	0	0	0	0	0	0	0	0	0	0
70°	0	0	0	0	0	0	0	0	0	0	0
67.5°	0	0	0	0	0	0	0	0	0	0	0
65°	1	1	0	0	0	0	0	0	0	0	0
62.5°	6	6	5	5	4	2	1	2	1	0	1
60°	23	16	20	21	17	11	12	9	4	4	4
57.5°	67	64	55	49	47	40	32	25	21	15	9
55°	102	95	86	77	68	63	57	49	40	31	23
52.5°	128	125	117	105	95	88	77	70	62	53	40
50°	178	169	158	146	133	121	110	95	82	74	63
47.5°	229	217	206	193	174	158	144	129	110	93	83
45°	278	260	245	230	212	193	176	158	139	119	101
42.5°	326	301	278	265	244	224	205	188	166	144	125
40°	387	350	326	308	286	256	238	218	196	170	150
37.5°	473	422	391	367	341	309	278	254	227	200	176
35°	587	524	467	431	403	362	325	293	263	233	203
32.5°	713	634	553	498	452	411	370	334	298	265	234
30°	897	768	656	565	507	457	411	371	331	295	263
27.5°	1184	946	794	656	564	504	454	405	362	323	289
25°	1659	1244	976	786	638	557	501	444	393	350	313
22.5°	2390	1743	1260	944	759	644	557	484	425	382	340
20°	3658	2432	1690	1235	941	744	626	537	470	416	368
17.5°	5635	3810	2249	1605	1187	906	718	599	516	450	396
15°	7912	5362	3353	2141	1464	1039	802	658	564	486	424
12.5°	10217	6966	4311	2578	1700	1188	901	729	611	518	446
10°	12043	8400	5310	3207	1999	1340	988	782	644	544	466
7.5°	13921	9576	6151	3679	2248	1467	1054	824	671	565	483
5°	15292	10530	6866	4049	2444	1565	1106	858	692	582	497
2.5°	16230	11182	7350	4277	2574	1634	1146	884	713	593	507
0°	16664	11491	7574	4438	2646	1677	1178	901	730	600	513
-2.5°	16563	11472	7438	4382	2650	1699	1189	905	735	608	518
-5°	15899	11061	7196	4266	2583	1687	1193	907	735	612	520
-7.5°	14973	10335	6651	3980	2448	1642	1184	906	734	614	523
-10°	13531	9201	5902	3592	2264	1563	1152	891	726	611	522
-12.5°	11753	7918	5020	3012	2011	1446	1094	863	712	603	518
-15°	9676	6570	4204	2660	1804	1325	1025	825	694	589	509
-17.5°	7624	5141	3227	2189	1592	1220	973	799	675	576	502
-20°	5604	3736	2604	1850	1386	1095	906	764	652	564	495

Classified

Cooper Lighting Solutions Photometric Lab
1121 Highway 74 South
Peachtree City, GA 30269

Scaled Data Report



REPORT NUMBER: P627234 (CONVERTED FROM TYPE C PHOTOMETRY)

CATALOG NUMBER: GFLD-SA3D-750-U-MR-VSR-XX

CANDELA DISTRIBUTION (continued):

	20°	22.5°	25°	27.5°	30°	32.5°	35°	37.5°	40°	42.5°	45°
-22.5°	3886	2821	2024	1517	1225	1007	847	723	623	550	485
-25°	2800	2097	1623	1320	1085	912	791	689	604	534	472
-27.5°	2057	1625	1365	1136	962	845	743	654	580	516	461
-30°	1585	1354	1156	988	876	779	698	624	556	497	447
-32.5°	1286	1142	994	890	799	723	655	591	530	479	430
-35°	1094	986	888	808	737	674	613	559	507	459	412
-37.5°	956	871	803	739	683	628	578	530	484	437	394
-40°	854	788	733	682	635	589	547	504	459	414	376
-42.5°	776	725	675	632	592	557	519	479	437	395	359
-45°	713	669	625	590	558	525	493	455	415	378	343
-47.5°	657	622	587	553	523	494	465	430	395	361	325
-50°	609	579	548	517	493	466	437	408	374	339	306
-52.5°	563	539	515	490	465	438	411	381	348	318	290
-55°	528	506	483	459	435	411	384	355	326	300	270
-57.5°	492	472	451	431	411	386	359	331	303	275	247
-60°	455	437	418	398	379	357	329	302	277	251	224
-62.5°	409	393	376	358	340	320	294	270	247	225	201
-65°	360	344	329	313	295	275	253	235	217	199	177
-67.5°	312	298	283	267	250	234	218	202	186	169	149
-70°	267	255	242	227	213	198	184	169	154	139	124
-72.5°	226	216	205	192	178	165	152	140	127	113	101
-75°	186	178	168	157	146	135	124	113	103	93	82
-77.5°	146	139	132	123	115	107	99	90	81	73	64
-80°	108	103	98	92	86	80	73	66	59	52	46
-82.5°	75	72	69	64	59	54	49	44	40	35	30
-85°	45	43	41	38	35	32	28	25	22	20	17
-87.5°	17	17	17	15	14	13	11	10	9	8	7
-90°	0	0	0	0	0	0	0	0	0	0	0



REPORT NUMBER: P627234 (CONVERTED FROM TYPE C PHOTOMETRY)
 CATALOG NUMBER: GFLD-SA3D-750-U-MR-VSR-XX

CANDELA DISTRIBUTION (continued):

	47.5°	50°	52.5°	55°	57.5°	60°	62.5°	65°	67.5°	70°	72.5°
90°	0	0	0	0	0	0	0	0	0	0	0
87.5°	0	0	0	0	0	0	0	0	0	0	0
85°	0	0	0	0	0	0	0	0	0	0	0
82.5°	0	0	0	0	0	0	0	0	0	0	0
80°	0	0	0	0	0	0	0	0	0	0	0
77.5°	0	0	0	0	0	0	0	0	0	0	0
75°	0	0	0	0	0	0	0	0	0	0	0
72.5°	0	0	0	0	0	0	0	0	0	0	0
70°	0	0	0	0	0	0	0	0	0	0	0
67.5°	0	0	0	0	0	0	0	0	0	0	0
65°	0	0	0	0	0	0	0	0	0	0	0
62.5°	1	0	0	0	0	0	0	1	0	0	0
60°	3	2	1	1	1	0	0	1	1	0	0
57.5°	7	5	3	3	2	1	1	2	2	1	0
55°	15	11	7	4	4	3	1	2	3	2	0
52.5°	29	20	13	7	4	5	3	2	3	3	1
50°	48	34	23	15	6	5	4	3	3	4	2
47.5°	70	51	35	24	14	7	6	4	4	5	3
45°	89	73	51	35	23	13	9	5	4	5	4
42.5°	108	92	71	46	33	21	12	7	4	5	5
40°	130	110	90	65	44	28	18	11	5	5	5
37.5°	153	131	108	83	57	38	24	15	7	6	5
35°	177	152	125	99	72	49	29	20	11	7	5
32.5°	200	172	143	114	85	60	37	25	15	8	5
30°	226	191	159	129	98	71	47	31	19	10	5
27.5°	252	209	175	143	111	82	58	37	23	13	6
25°	276	230	190	156	124	93	67	43	28	16	8
22.5°	298	251	206	168	138	104	77	52	33	20	10
20°	321	272	221	184	151	116	86	59	38	22	12
17.5°	343	292	241	201	164	128	95	67	43	25	13
15°	366	312	260	216	177	138	103	73	48	28	16
12.5°	386	330	277	231	189	147	111	79	53	30	18
10°	403	346	292	244	201	156	118	84	58	33	20
7.5°	418	360	304	256	211	164	124	89	63	36	22
5°	430	371	314	265	219	172	130	94	67	38	24
2.5°	438	378	322	272	226	179	135	98	71	40	26
0°	443	383	328	277	231	185	139	102	74	42	28
-2.5°	449	388	334	283	236	191	143	105	77	46	28
-5°	451	391	339	287	240	196	146	107	79	49	29
-7.5°	453	394	342	290	243	199	149	109	80	52	29
-10°	454	397	345	293	246	201	150	110	82	55	29
-12.5°	452	397	346	294	247	202	153	112	83	56	29
-15°	448	397	345	294	247	202	155	115	84	57	30
-17.5°	443	394	343	291	246	201	156	116	85	56	31
-20°	439	390	338	287	244	200	156	115	84	55	32

Classified

Cooper Lighting Solutions Photometric Lab
1121 Highway 74 South
Peachtree City, GA 30269

Scaled Data Report



REPORT NUMBER: P627234 (CONVERTED FROM TYPE C PHOTOMETRY)

CATALOG NUMBER: GFLD-SA3D-750-U-MR-VSR-XX

CANDELA DISTRIBUTION (continued):

	47.5°	50°	52.5°	55°	57.5°	60°	62.5°	65°	67.5°	70°	72.5°
-22.5°	432	383	332	283	240	199	154	114	83	54	33
-25°	423	373	325	279	237	196	152	111	82	53	34
-27.5°	412	363	317	274	233	193	148	108	79	51	34
-30°	398	354	310	268	227	187	143	105	77	50	35
-32.5°	384	344	302	260	220	180	136	101	74	50	34
-35°	371	332	292	250	212	172	130	96	71	50	34
-37.5°	356	320	280	240	203	164	126	93	68	49	33
-40°	341	305	265	229	194	155	121	91	66	47	32
-42.5°	326	289	253	219	184	148	116	87	64	45	30
-45°	308	274	242	208	174	141	111	83	61	44	29
-47.5°	291	261	229	195	165	134	105	79	57	42	28
-50°	278	247	214	183	154	126	98	73	54	39	26
-52.5°	261	229	198	169	143	117	90	67	51	37	24
-55°	240	210	181	155	131	106	81	62	47	34	22
-57.5°	219	189	165	142	118	94	73	57	43	30	20
-60°	197	173	150	127	104	83	66	51	38	27	19
-62.5°	177	155	132	110	91	73	58	46	34	25	17
-65°	155	134	114	95	78	64	51	40	30	22	15
-67.5°	130	113	97	80	67	55	44	35	27	19	14
-70°	108	93	80	67	55	45	38	30	23	17	12
-72.5°	89	77	64	53	46	38	32	25	19	14	10
-75°	71	61	52	44	37	31	26	20	15	12	9
-77.5°	55	47	40	34	29	25	20	15	12	9	7
-80°	41	35	31	27	22	18	14	11	9	7	6
-82.5°	27	24	21	19	16	13	10	7	6	5	4
-85°	15	14	12	11	9	7	5	4	4	3	3
-87.5°	6	6	6	5	4	3	3	2	2	2	1
-90°	0	0	0	0	0	0	0	0	0	0	0

Classified

Cooper Lighting Solutions Photometric Lab
1121 Highway 74 South
Peachtree City, GA 30269

Scaled Data Report



REPORT NUMBER: P627234 (CONVERTED FROM TYPE C PHOTOMETRY)

CATALOG NUMBER: GFLD-SA3D-750-U-MR-VSR-XX

CANDELA DISTRIBUTION (continued):

	75°	77.5°	80°	82.5°	85°	87.5°	90°
90°	0	0	0	0	0	0	0
87.5°	0	0	0	0	0	0	0
85°	0	0	0	0	0	0	0
82.5°	0	0	0	0	0	0	0
80°	0	0	0	0	0	0	0
77.5°	0	0	0	0	0	0	0
75°	0	0	0	0	0	0	0
72.5°	0	0	0	0	0	0	0
70°	0	0	0	0	0	0	0
67.5°	0	0	0	0	0	0	0
65°	0	0	0	0	0	0	0
62.5°	0	0	0	0	0	0	0
60°	0	0	0	0	0	0	0
57.5°	0	0	0	0	0	0	0
55°	1	0	0	0	0	0	0
52.5°	1	0	0	0	0	0	0
50°	1	0	0	0	0	0	0
47.5°	2	1	0	0	0	0	0
45°	3	1	0	0	0	0	0
42.5°	3	2	0	0	0	0	0
40°	4	3	0	0	0	0	0
37.5°	4	3	1	0	0	0	0
35°	4	4	1	0	0	0	0
32.5°	5	4	2	0	0	0	0
30°	5	4	2	0	0	0	0
27.5°	5	4	3	0	0	0	0
25°	5	5	3	0	0	0	0
22.5°	5	5	3	0	0	0	0
20°	5	5	3	0	0	0	0
17.5°	5	5	4	0	0	0	0
15°	5	5	4	0	0	0	0
12.5°	6	5	4	0	0	0	0
10°	7	5	4	0	0	0	0
7.5°	7	5	4	0	0	0	0
5°	8	5	5	0	0	0	0
2.5°	9	5	5	0	0	0	0
0°	9	5	5	0	0	0	0
-2.5°	11	5	5	0	0	0	0
-5°	13	6	5	1	0	0	0
-7.5°	14	6	4	1	0	0	0
-10°	16	6	4	1	0	0	0
-12.5°	17	7	4	1	0	0	0
-15°	18	7	4	2	0	0	0
-17.5°	18	7	4	2	0	0	0
-20°	19	7	4	2	0	0	0

Classified

Cooper Lighting Solutions Photometric Lab
1121 Highway 74 South
Peachtree City, GA 30269

Scaled Data Report



REPORT NUMBER: P627234 (CONVERTED FROM TYPE C PHOTOMETRY)

CATALOG NUMBER: GFLD-SA3D-750-U-MR-VSR-XX

CANDELA DISTRIBUTION (continued):

	75°	77.5°	80°	82.5°	85°	87.5°	90°
-22.5°	19	7	4	2	0	0	0
-25°	19	8	4	2	0	0	0
-27.5°	19	8	4	2	0	0	0
-30°	19	9	5	2	0	0	0
-32.5°	19	9	5	2	0	0	0
-35°	19	9	6	2	0	0	0
-37.5°	19	9	6	2	0	0	0
-40°	19	10	6	1	0	0	0
-42.5°	18	10	6	1	0	0	0
-45°	17	10	6	1	0	0	0
-47.5°	16	10	5	1	0	0	0
-50°	16	10	5	1	0	0	0
-52.5°	15	9	5	1	0	0	0
-55°	14	9	4	1	0	0	0
-57.5°	13	8	4	1	0	0	0
-60°	12	8	3	1	0	0	0
-62.5°	11	7	3	1	0	0	0
-65°	10	6	3	1	0	0	0
-67.5°	9	6	3	1	0	0	0
-70°	9	5	3	1	0	0	0
-72.5°	8	5	3	1	0	0	0
-75°	7	4	2	1	0	0	0
-77.5°	6	4	2	1	0	0	0
-80°	5	3	2	1	0	0	0
-82.5°	4	2	1	0	0	0	0
-85°	2	1	1	0	0	0	0
-87.5°	1	1	0	0	0	0	0
-90°	0	0	0	0	0	0	0

(END OF REPORT)